

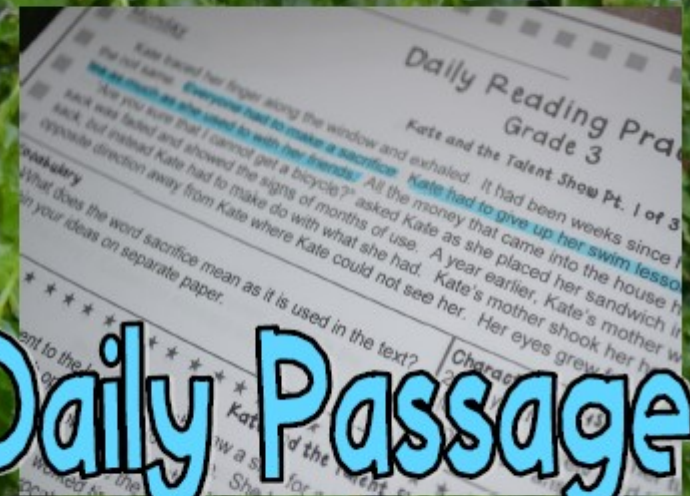
FREE

By Literacy and Math Ideas

GRADE 3

Daily Bellringers

READING PASSAGES



10 Daily Passages

Nonfiction & Fiction

Close Reading

Thank you for visiting Literacy and Math Ideas' store!

Product Benefits:

- 1. Review nonfiction, poetry, fiction, biographies and more in just a few minutes each day **as you monitor progress.****
- 2. Build inference, close reading, and more skills in just a few minutes.**
- 3. Keep reading skills and strategy use sharp.**

Review a Variety of Topics

Weeks are Thematic to Build Knowledge

Topics and Genres Include:

Plant Facts

Folktales

Animals

Food Webs

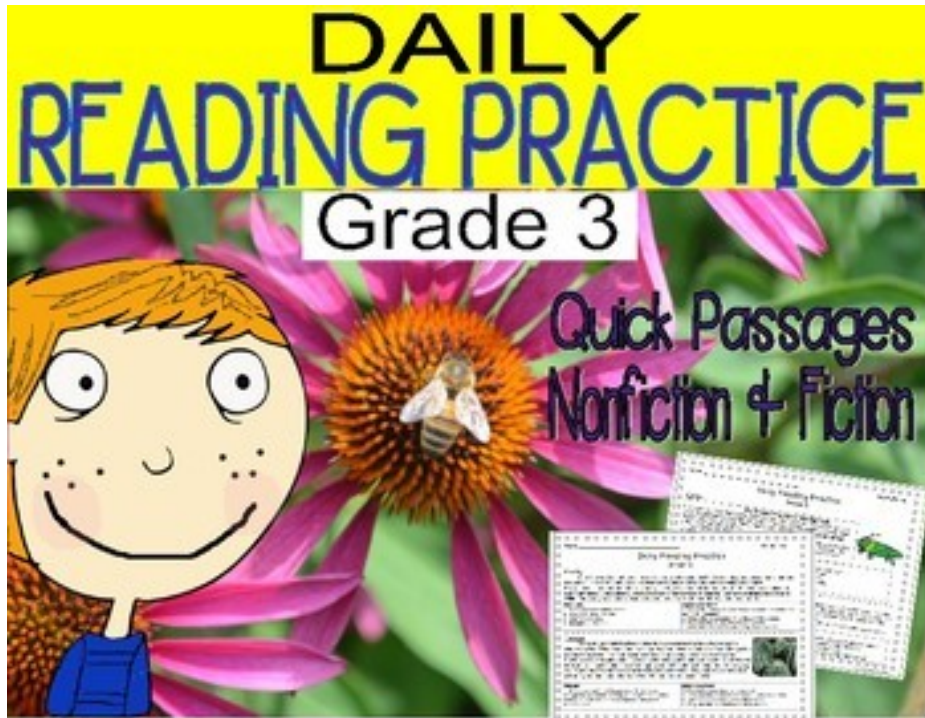
Poetry

Plays

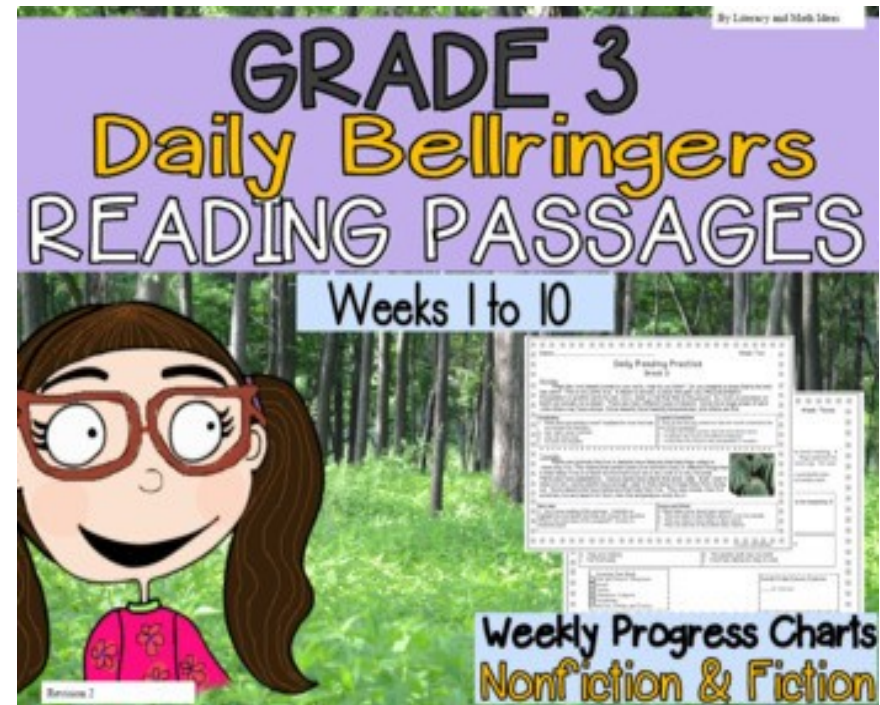
And More!

Full Year

(SAVE By BUYING FULL YEAR)



10 Week Bundle



Click an image to access the full document.

-or visit-

<https://www.teacherspayteachers.com/Product/Daily-Reading-Practice-Grade-3-35-Full-Weeks-2784487>

Name _____

Week Thirty-One

Daily Reading Practice

Grade 3

Monday

Kate and the Talent Show Pt. 1 of 3

Kate traced her finger along the window and exhaled. It had been weeks since her father had lost his job, and life was just the not same. Everyone had to make a sacrifice. Kate had to give up her swim lessons. Her mother was not able to go out for tea as much as she used to with her friends. All the money that came into the house had to be spent carefully.

“Are you sure that I cannot get a bicycle?” asked Kate as she placed her sandwich in her lunch sack. The cloth on the lunch sack was faded and showed the signs of months of use. A year earlier, Kate’s mother would have replaced the battered lunch sack, but instead Kate had to make do with what she had. Kate’s mother shook her head no and quickly turned her face in the opposite direction away from Kate where Kate could not see her. Her eyes grew full.

Vocabulary

1. What does the word sacrifice mean as it is used in the text? Explain your ideas on separate paper.

Character Analysis

2. Why did Kate’s mother turn her head when Kate asked the question? Closely read the text, and identify text clues. Explain your answer on separate paper.



Tuesday

Kate and the Talent Show Pt. 2 of 3

When Kate went to the local library, she saw a sign for a talent show. The prize was a hundred dollars. Kate’s mouth opened wide into a smile. She knew that she just had to participate. Everyone always commented about how beautiful Kate’s voice was, so she thought that she at least had a chance to win the talent show. It would provide the money that Kate needed to purchase a bicycle.

Weeks passed and Kate worked tirelessly at her song. She drank warm water and in between practicing, Kate rested her vocal cords. On her way home from school each day, she passed by the store and looked at the bicycle that she wanted. It was purple and had glitter spots.



Text Structure

1. How do the story’s details at the beginning of the story on Monday relate to the information in the story’s plot today?

- It shows why Kate is still angry at her mother.
- It reveals why many people like the way Kate sings.
- It explains why Kate wants to be in the talent show.

Character Analysis

2. What do the story details reveal about Kate?

- She is determined.
- She is still angry.
- She is nice.

Name _____

Week Thirty-One

Daily Reading Practice

Grade 3

Wednesday

Kate and the Talent Show Pt. 3 of 3

On the day of the talent show, Kate's stomach felt like it had butterflies. She felt even worse when she peeked through the curtains and saw at least two hundred people sitting in the crowd. There sitting in the third row were Kate's parents. This made Kate smile. She knew that she was ready for the competition now. Kate sang, and the crowd went wild. They clapped louder for her than for any of the other participants.

At the end of the talent show, Kate stood in a line on the stage with the other participants. Her hands felt moist and warm. When Kate's name was called as the first place winner, she leaped into the air. Her parents rushed to give her a hug at the end of the program. "Mom and Dad, I want to give the money to you both," said Kate with a tear in her eye.

Theme

1. Do a close reading of the story. Underline or highlight text details that help you determine your answer. What is the theme of the story? Explain on separate paper.

Point of View

2. Should Kate have kept the money? Explain your ideas.




Thursday

Passage 1

Passage 2

"I can't leave," said Grandma as we tried to get her to get in the covered wagon. Our home back in Gaston, Pennsylvania was all she had ever known. We had to leave because of the poor soil. The soil was just too poor for growing our crops. "We will build new memories together in our new home out west. We will be together there," said Pa.

Justin frowned as he opened the door to his new bedroom. In his new home, he would have to share a room with his brother. "This place is just not the same as our home in Prairieville. I wish we could go back," said Justin. "Our whole family will be together here," said Justin's mother.



Compare Themes

1. What is the theme of both stories?
 - a. New homes are not always very nice.
 - b. Home is where your loved ones are.
 - c. Some homes are larger than others.

Illustrations

2. How does the illustration help a reader better understand Passage 2?
 - a. It shows Justin's feelings about the new home.
 - b. It shows how large the new home is.
 - c. It shows what Prairieville was located.

Name _____

Week Thirty-One

Daily Reading Practice

Grade 3

Friday

Passage 1

Frank smirked when he saw the new student. The new boy spoke in a different way than the other students, and only knew a few words of English.

"I am going to say something silly. The look on his face will be funny," said Frank to his friend Allen.

"I just heard what you said," said Mrs. French their teacher. "At some point in your life, you will be the new person some place and will want others to be nice."



Passage 2

Ms. Daniels was unlike any neighbor that Greg ever had. She had just moved into the neighborhood and was already causing a stir. Each day, she wore the largest green hat that Greg had ever seen. She also had long pink fingernails that were five inches long.

"She is so weird," said Greg.

"Some people are just different," said Greg's mom.

Compare Themes

1. Do a close reading of both texts. Underline or highlight text clues. What is the theme of both texts? Explain your ideas on separate paper.

Vocabulary

2. What does causing a stir most closely mean?

- Causing others to notice.
- Making trouble with others.
- Stirring food in her kitchen.

Covered This Week

- Theme
- Character Analysis
- Vocabulary
- Text Structure
- Point of View

- Illustrations
- Compare and Contrast Theme

Overall Friday Review Progress

____/2 Correct

Week Thirty-One Answer Key

Monday

1. It means to give up something that is really wanted. Kate was not able to get the bike that she wanted. Her mother was not able to go out with friends.
2. The text states that Kate's mother turned her head so that Kate could not see her face. I think this is because she was sad about not getting Kate the thing that she wanted and about her family's situation. The mother did not want anyone to see how she felt.

Tuesday

1. C
2. A

Wednesday

1. Families should stick together in times of need. Kate really wanted the bicycle and talked about it even at the beginning of the story. She asked her parents to buy it for her, but they could not. She knew that her father had lost his job, Kate handed the winning check to her parents instead of keeping it.
2. Answers may vary.

Thursday

1. B
2. A

Friday

1. Accept others for who they are. In passage 1, Frank smirked at the new student and wanted to call him a bad name just because the new student was different. In Passage 2, Greg thought his new neighbor was weird just because she appeared to be different. People should get to know others first and not make a judgment based on appearances.
2. A

Name _____

Week Sixteen


Daily Reading Practice

Grade 3

Wednesday

Seas and the Oceans

Two-thirds of earth's surface is covered with water. Most of this is saltwater in the oceans and seas. The oceans include the Pacific Ocean, Indian Ocean, Atlantic Ocean, Arctic Ocean, and Southern Ocean. A small amount of this water is contained in bodies of fresh water such as rivers, lakes, and streams. Shallow water is the less deep water and is found along the coasts where land touches an ocean. An ocean is different from a sea. A sea is totally or partly surrounded by land. Oceans are larger in size and do not have boundaries.



Details

1. How are seas and oceans different?
 - a. one is more surrounded by land
 - b. one is deeper
 - c. one is smaller

Main Idea

2. What is the main idea of the passage? Do a close reading of the text to underline or highlight text clues that prove your answer. Use separate paper to explain your ideas.



Thursday

Currents and Tides

A current is the movement of water. A tide is the rising and falling in height of ocean water. Tides on earth are affected by the gravitational pull of the moon. Gravity on the moon pulls ocean water toward it. Sometimes high tides are formed when waves of water rise which increases the sea level. Low tide is when sea level is not as high.

Details

1. What is high tide?
 - a. When the water is hotter
 - b. When the tides get very high
 - c. When the water gets colder

Cause and Effect

2. How is high tide formed?
 - a. When there is a current
 - b. When waves of water go lower
 - c. When waves of water rise

Name _____

Week Sixteen

Daily Reading Practice

Grade 3

Friday

Barrier Islands and Volcanic Islands

Different islands can be found throughout the world's oceans. Some are formed from underwater volcanoes. When sand is carried from the sea or ocean to another area, a barrier island is formed. Sometimes structures along a coast will change over time. Often this is caused by erosion. This is the slow wearing away of land by wind, ice, or water. Over time, this causes rocks and land to wear away.



Main Idea

1. What is the main idea of the passage? Underline or highlight clues that help you determine your answer. Use separate paper to explain your ideas.

Details

2. What is erosion?
 - a. When land gets wet
 - b. When land is built
 - c. Slow wearing away of land.

Covered This Week

- Details
- Main Idea
- Cause and Effect
- Vocabulary
- Text Organization
- Logical Connections

Overall Friday Review Progress

_____/3 Correct

Week Sixteen Answer Key

Monday

1. C
2. C

Tuesday

1. It talks about how new land is formed from underwater volcanoes and the Mid-Atlantic Ridge.
2. B

Wednesday

1. A
2. This talks about the differences between the sea and oceans.

Thursday

1. B
2. C

Friday

1. It mostly tells about how barrier islands are formed.
2. C
3. Erosion is the carrying away of dirt or rock because of wind or water. This passage talks about how land was carried away. This talks about barrier islands and how they are formed because of erosion.